



Clay County 911 Emergency Communications

972 E. Broad St.
West Point, Mississippi 39773

Phone (662) 494-5152

Fax (662) 494-3989

E-mail: thodge@claycounty.ms.gov

Treva Hodge, 911 Director
Board Members
Harmon A. Robinson, Chairman
Larry Barton
Tim Brinkley
Alvin Carter, Jr.
BJ McClenton
Bert Parker
Eddie Scott

911 ADDRESS APPLICATION FORM

Please complete this form and return it to:

Clay County 911
P O Box 815
West Point, MS 39773
Fax: 662-492-4059

Address numbers will be assigned as quickly as possible. Please allow 2 to 3 business days for a reply.

PRESENT MAILING ADDRESS: ****Please print clearly****

Owner Name: _____

Current Mailing Address: _____

City, State, Zip _____

Current Phone #: Home _____ Cell _____ Best Time to Contact: _____ am / pm

Email Address: _____

INFORMATION NEEDED FOR ADDRESS:

Parcel ID Number: _____

(Can be obtained from the Tax Office)

Name of Road the property fronts: _____

Name of Community: _____

(ex. West Point, Cedarbluff, Pheba, Prairie, etc.)

Address of nearest addressed structure: _____

Please check the type of construction of new address:

Residential Mobile Home (Circle one: Single-wide or Double-wide) Commercial

Please check which one applies (must check one):

- Structure and driveway already exist
- Driveway is in and construction has started
- No construction has started

(NOTE: Please place 2 stakes at road marking driveway & 2 stakes marking front corners of structure if it does not exist.)

****PLEASE DRAW A MAP ON THE BACK OF THIS APPLICATION****

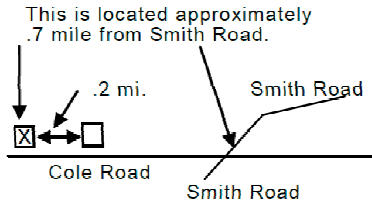
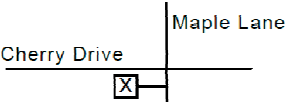
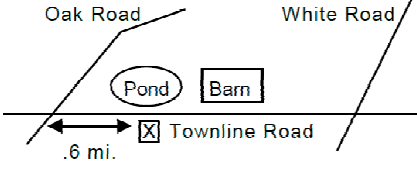
- Official Use Only -

Address Assigned: _____

Addressing Official: _____ Date: _____

Please give driving directions (include landmarks, direction of travel, etc. Please be **specific** with color of house, neighbors, side of road, intersections, etc.)

In the section below, please sketch the approximate location of the new structure. For your convenience, please refer to the following examples.

<p>Example 1</p> <p>This is located approximately .7 mile from Smith Road.</p>  <p>Cole Road</p> <p>Smith Road</p>	<p>Example 2</p>  <p>Cherry Drive</p> <p>Maple Lane</p> <p>I am building on the corner of Cherry Drive and Maple Lane</p>	<p>Example 3</p>  <p>Oak Road</p> <p>White Road</p> <p>Pond</p> <p>Barn</p> <p>Townline Road</p> <p>.6 mi.</p> <p>I am building right across road from pond which is next to the red barn.</p>
---	---	---